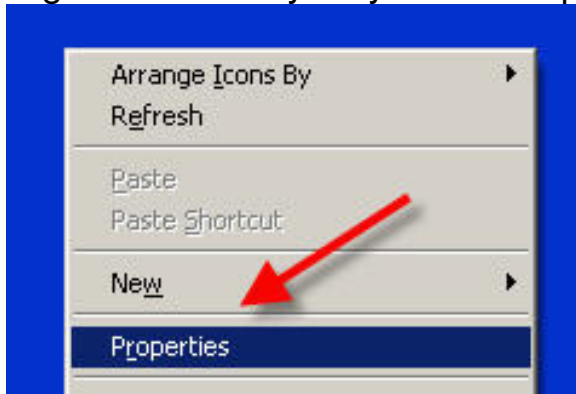


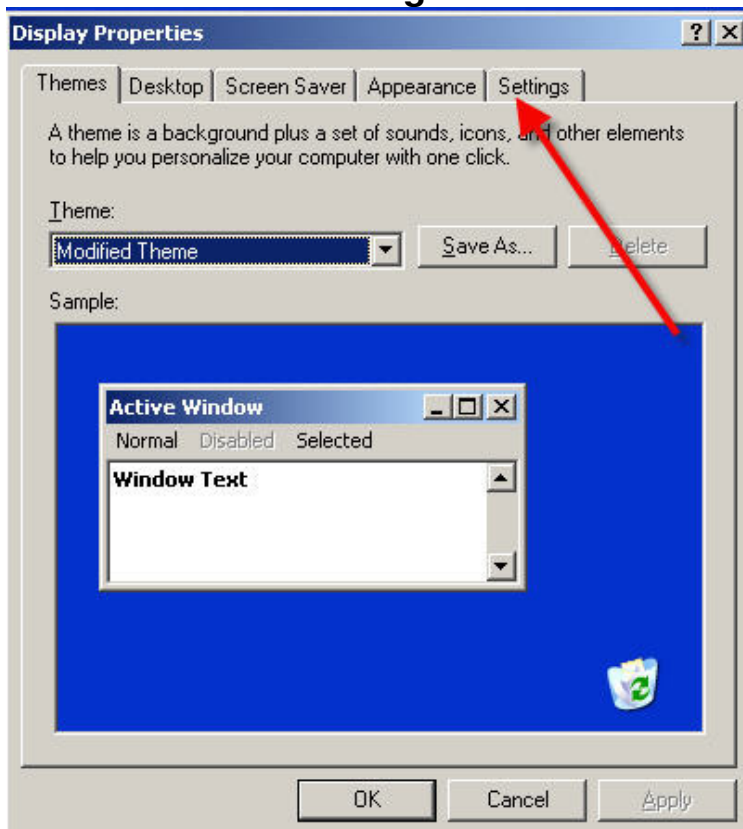
# Changing Your Screen Resolution Settings

*The PowerTeacher Gradebook needs the screen resolution set at a minimum of 1024 by 768 in order for all features to be available (e.g., Final Grades mode).*

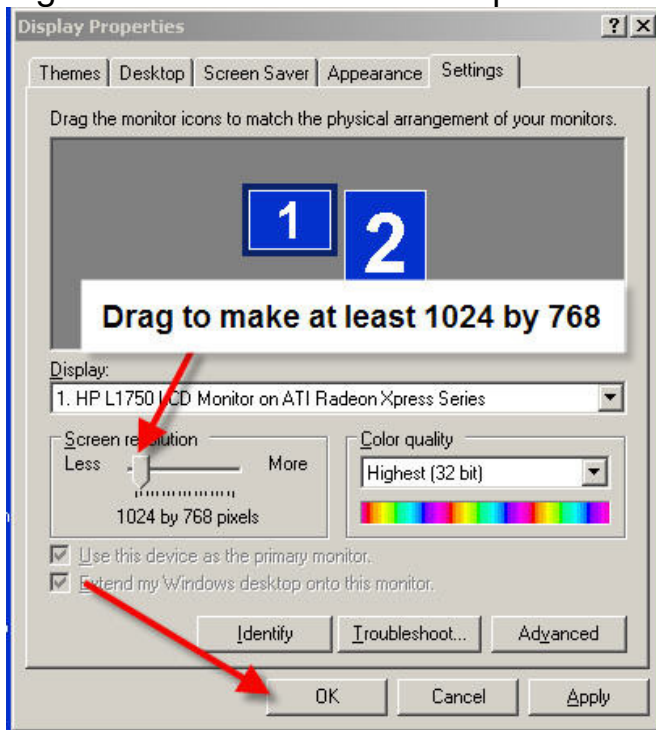
1. Right click directly on your desktop and select **Properties**.



2. Then click on the **Settings** tab.



3. Drag the slider to the right to increase the screen resolution. PowerTeacher Gradebook needs to be set at 1024 by 768 or higher in order for all the components to work. Then click **OK**.



4. Your screen may go black temporarily and then ask you whether you wish to keep the current settings. Click yes.
5. If you'd like to utilize a larger font, click the View option on the top menu bar. The last option on that menu list will be Zoom. Adjust text size as you wish.